

Arabic letters

Lesson 1 of the free Arabic class

A dark blue diagonal graphic that starts from the bottom left corner and extends towards the top right corner, covering the bottom half of the page.

ARABIC

العربية

ج

JEEM

ث

THAA

ت

TAA

ب

BAA

ا

ALIF

ر

RAA

ذ

DHAAL

د

DAAL

خ

KHAA

ح

HAA

ض

DAAD

ص

SAAD

ش

SHHEEN

س

SEEN

ز

ZAA

ف

FAA

غ

GHAYN

ع

AYN

ظ

DHAA

ط

TAA

ن

NOON

م

MEEM

ل

LAAM

ك

KAAF

ق

QAAF

ي

YAA

و

WAAW

ه

HAA

We have 28 letter in the arabic language

A and B - alif and baa

Alif - A - أ

Amal

امل

Baa - B - ب

Basma

بسمة

T and TH(thick) – taa and thaa

Taa - T - ت

Tasnim

تاسنيم

Thaa - Th - ث

Thabit

ثابيت

J and H - jeem and haa

Jeem - J - ج

Jamil

جَمِيل

Haa - H - ح

Hasna

حَسَنَة

KH - Khaa

Khaa - Kh - خ

Khalil

خَلِيلِ
-

D and TH(that) – Daal and Thaal

Daal - D - د

Dania

دَانِيَة

THaal - th - ذ

Thikra

ذِكْرِي

R and Z - raa and zaa

Raa - R - ر

Rabia

رَبِيعَة

Zaa - Z - ز

Zahid

زَاهِد

S and SH – seen and sheen

Seen - S - س

Sana

سنا
—

Sheen - SH - ش

Shahed

شها
—

S and D – Saad and daad

Saad - S - ص

Sabrina

صَبْرِيْنَة

Daad - D - ض

Dayaa

ضِيَاء

T and Dh - taa and dhaa

Taa - T - ط

Tarik

طارق

Dhaa - Dh - ظ

Dhafir

ظافر

3 and Gh - 3ayn and ghayn

3ayn - 3 - ع

3abir

عابير

Ghayn - Gh - غ

Ghadir

غادير

F and Q – faa and qaaf

Faa - F - ف

Fariha

فَـرِيحَةٌ

Qaaf - Q - ق

Qamar

قَـمَرٌ

K and L – kaaf and laam

Kaaf - K - ك

Karim

كريم

Laam - L - ل

Lamia

لامية

M and N – meem and noon

Meem - M - م

Maria

مَـرِيَّة

Noon - N - ن

Nur

نُور

H and W - Haa and Waaw

Haa - H - هـ

Hani

هـاني

Waaw - W - و

Wail

وائل

Y - Yaa

Yaa - Y - ي

Yamina

يَامِنَةٌ

The shape of the letter

The letter change its shape depending on its position in the word

Ex:

مأرية

سمية

مريم

Tashkil (vowels)

Another Important thing that you need to Know is tachkil

A = َ -Ex: Ra = رَ

O = ُ -Ex: Ro = رُ

I / E = ِ -Ex: Ri = رِ

Nothing = ° -Ex: R = رُ

Ex : Samar = سَمَرُ

ا



قَرَأَ

ك



كَّاس

ا



اَسَد

ب



قَلْبُ

ب



حَبْرُ

ب

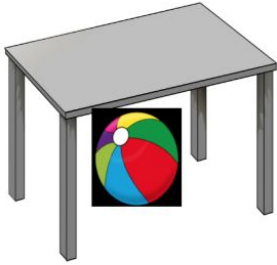


بِنْتُ


ت

ط

ث



تَحْتَ



كُتِبَ



تَمْر

حَرَثَ



حَرَثَ

عَثَرَ



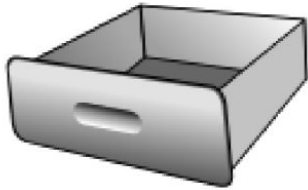
عَثَرَ

تَجَسَّعَ



تَجَسَّعَ

ج




دُرُج

ج



نَجْم

ج



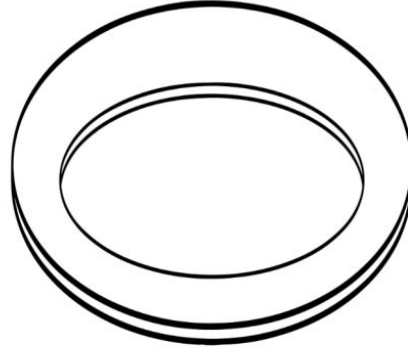
جَبَل

ح



رُمح

ح



صَحْن

ح



حَبْل

خ




فَرخ

خ



نَخْل

خ



خُبز

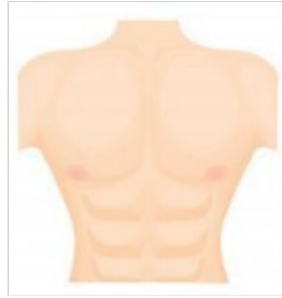
ح

ح

ح



قِرْد




صَدْر




دُبُّ

ج




جُرْد

ج



بِذْر

ج




ذَيْل

ر



عِطْر

ر



وَرَق

ر




رَمَل

ز



كَرَزُ

ز



جَزَر

ز



زِيْرُ

س

س

س



رَأْس



عَسَل




سَهْم

عش



عُش

عشْب



عُشْب

شَمْس



شَمْس


ص

د

د



قَفَص



بَصَل




صَخْر

ض

ضد

ضد



بَيْض



خُضْر




ضَبْع

ط

ط

ط



بَطْ



فَطْر




طَبْل

ظ

ظ

ظ



حَفِظْ

عَظْم

ظَرْف

ع




بَجَع

ع



تَعِبَ

ع



عِنَب

ع



صَمَّعَ

ع



مَغَّصَ

ع



فَمَّرَ

فَ

فَ

فَ



رَفْ

صِفْرَ

فِيلِ

ق



بَرْق

ق



مِقَص

ق



قَصْر

ك

ك

ك



مَلِك



بَكَتْ

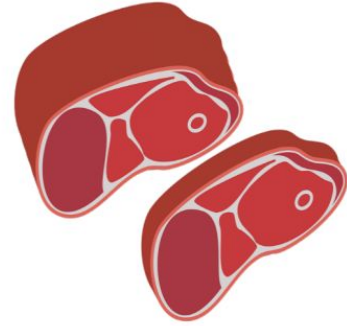


كَلْب

ح

م

خ



حَمَل


مِلْح

خَم

ح

م

م

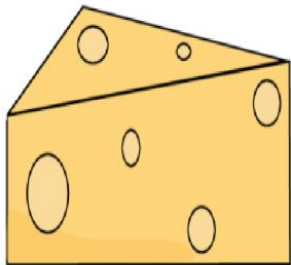


قَلَم

قَمَر

مَطَر

ن



جُبْن

ن



كَنْز

ن



نَمِر

ه




مِيَاه



كَهْف

ه



هَرَم


و

و

و



دَلْو



قَوْس



وَلَد

ي



سَقَى

بَيْت



بَيْت

يَد



يَد

Other tashkil

Ba = بَ

Bo = بُ

Bi = بِ

Baa = بَا

Boo = بُو

Bee = بِي

Ban = بَّ

Bon = بُ

Bin = بِ كُورِيَّة

This kind of tashkil use only in the end of the word and that means you will never find it at the beginning or at the middle of the word

Reading practice

مَرَحَبًا

مِصْرَ

أَنَا

لُعْبَ

عَيْرَ

عَصِيرَ إِسْمُكِ

كُرَّةَ

قَمِيصَ قَلْمُكِ

سَلَامَ كِتَابُكِ

سَرِيرَ

رَمَادِي حَقِيبَتُكِ

أَحْمَرَ

صَحْنَ

هَاتِفُكَ

هَذَا